



Northwest Piedmont Intergroup

North Carolina Districts 17, 18, and 19

Intergroup Budget Review Agenda:

- 2021 Budget Assumptions
- 2021 Year in Review:
 - December Actuals and Year-End Financial Position
 - Full-Year Group Support
 - 2021 Income
 - 2021 Expenses
 - Year-End Budget Actuals – Full Detail
- 2022 Budget:
 - Assumptions
 - 2022 Budget Summary
 - 2022 Budget – Full Detail



Carrying the A.A. message of recovery to Forsyth, Stokes, Surry, and Yadkin Counties and the surrounding area.



Northwest Piedmont Intergroup

North Carolina Districts 17, 18, and 19

2021 Budget Assumptions:

- First six months of 2021 based on 2020 actuals from March through year-end:
 - Exception was Answering Service monthly charges which were based upon final four months of 2020
- Later part of the year based on original 2020 budget (which was based on 2019 actuals post the move to the new office location)
- Big Book Drive funds tracked as a separate line item

2021 Budgeting Improvements:

- Internet and POS system expenses were tracked individually in 2021
- Book Store sales and inventory value tracking improved as POS system came into use



Carrying the A.A. message of recovery to Forsyth, Stokes, Surry, and Yadkin Counties and the surrounding area.

Northwest Piedmont Intergroup

North Carolina Districts 17, 18, and 19

Year-End Financial Position

December 2020 Income & Expense Summary

Income:	
Group Contributions:	\$ 1,582.80
Online Contributions:	\$ 310.70
Total Contributions:	\$ 1,893.50
Literature Sales:	\$ 695.40
Total Income:	\$ 2,588.90
Total Expenses:	\$ 1,268.25
Net Income / Loss:	\$ 1,320.65

Year-End Balance Sheet

Year-End Ending Balance:	\$ 9,443.16
Prudent Reserve:	\$ 6,500.00
Operating Balance:	\$ 2,943.16
Big Book Drive Funds:	\$ 2,275.47
Operating Balance net BBD Funds:	\$ 667.69
Bookstore Inventory:	\$ 3,904.51
Op Balance net BBD + Inventory:	\$ 4,572.20



Carrying the A.A. message of recovery to Forsyth, Stokes, Surry, and Yadkin Counties and the surrounding area.

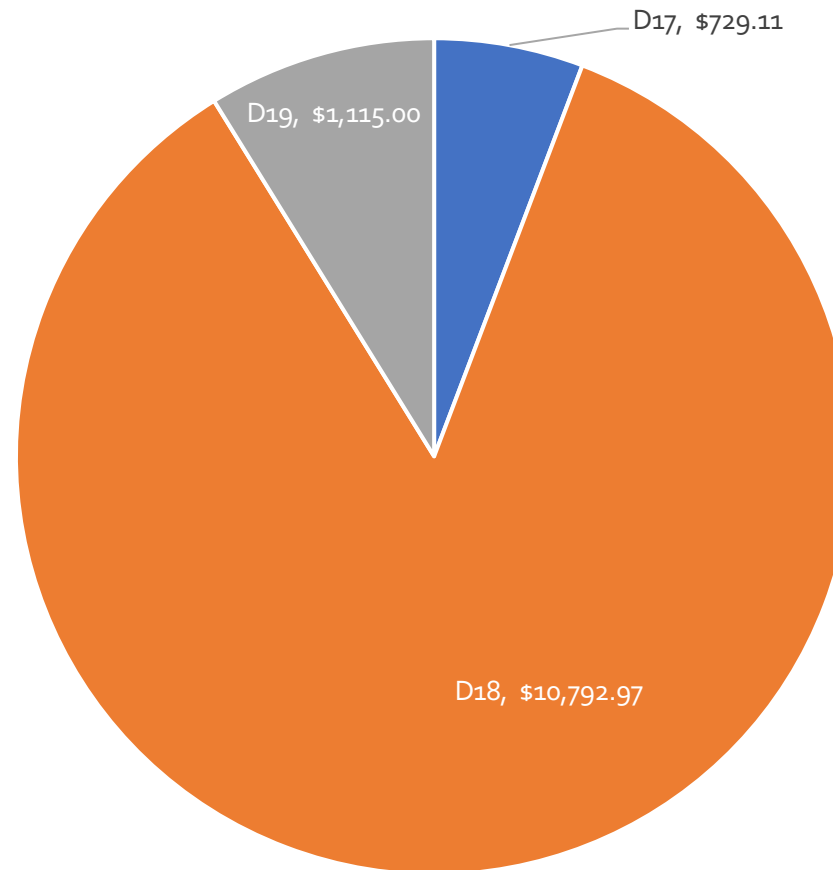
Northwest Piedmont Intergroup

North Carolina Districts 17, 18, and 19

2021 Group Contributions:

Salient Points:

- NWP Intergroup is **very grateful** for the ongoing financial support from area groups
- Donations increased over 2020 by **47%** across all Districts, with larger increases in the smaller Districts
- Differences in District contributions are due to differences in District size - number and size of meetings
- District 17 continues to support the Intergroup! **Thank you!**
- Intergroup is also **grateful for non-financial support** from Area groups:
 - Intergroup reps attending monthly meetings
 - Bookstore volunteers
 - Answering Service, CPCPI, H&I, Corrections, and Accessibility participation



Total Group Contributions:
\$ 12,637

Northwest Piedmont Intergroup

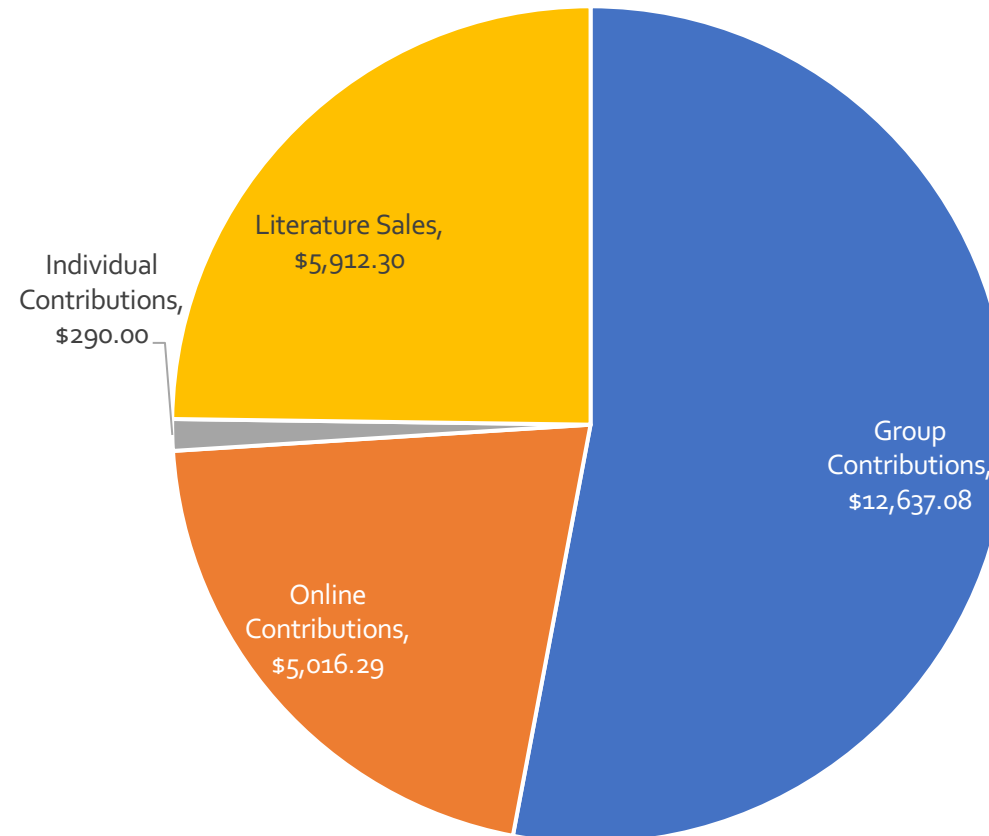
North Carolina Districts 17, 18, and 19

2021 Total Income:

Salient Points:

- Contributions accounted for **75%** of NWPI income in 2021, in line with 2020 (79%)
- Group contributions increased for 2021, while online and individual contributions were lower
- Literature sales increased by **34%** over the prior year

Total Income: \$ 23,855



Carrying the A.A. message of recovery to Forsyth, Stokes, Surry, and Yadkin Counties and the surrounding area.

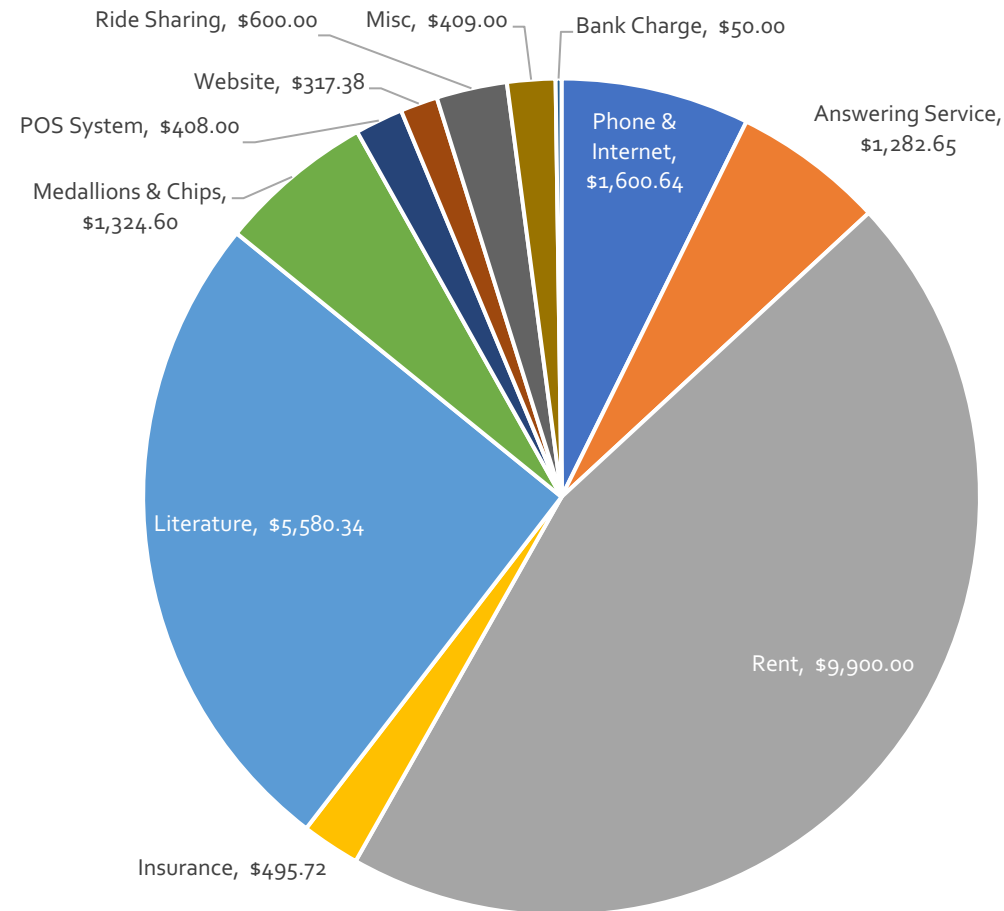
Northwest Piedmont Intergroup

North Carolina Districts 17, 18, and 19

Salient Points:

- Approximately **68%** of Intergroup 2021 expenses were in direct support of Service Work
- 2021 expenses tracked flat to 2020, with a very slight decrease (< 1%)
- Miscellaneous expenses included:
 - 501c3 filing (\$ 275)
 - PO Box (\$ 134)
- Expenses tracked individually for 2021 included the following:
 - POS system lease
 - Internet expenses

2021 Full-Year Expenses:



Total Expenses: \$ 21,968



Carrying the A.A. message of recovery to Forsyth, Stokes, Surry, and Yadkin Counties and the surrounding area.

Northwest Piedmont Intergroup

North Carolina Districts 17, 18, and 19

Year-End Budget Actuals – Full Detail

#VALUE!	January	February	March	April	May	June	July	August	September	October	November	December	Totals	YTD Average
Beginning Balance:	\$ 7,555.82	\$ 7,061.76	\$ 8,593.64	\$ 6,961.52	\$ 7,878.47	\$ 7,746.08	\$ 7,564.29	\$ 7,312.04	\$ 6,731.26	\$ 9,143.45	\$ 8,609.20	\$ 8,122.51		\$ 7,773.34
Monthly Expenses:														
Spectrum (Internet & Phone)	\$ 126.97	\$ 126.97	\$ 126.97	\$ 126.97	\$ 126.97	\$ 137.97	\$ 137.97	\$ 137.97	\$ 137.97	\$ 137.97	\$ 137.97	\$ 137.97	\$ 1,600.64	\$ 133.39
Southern Voices (Answering Service)	\$ 100.32	\$ 97.95	\$ 97.95	\$ 159.01	\$ 97.95	\$ 106.24	\$ 101.70	\$ 99.39	\$ 107.52	\$ 109.97	\$ 97.95	\$ 106.70	\$ 1,282.65	\$ 106.89
Rent (Southern Properties)	\$ 900.00	\$ 900.00	\$ 900.00	\$ -	\$ 900.00	\$ 900.00	\$ 900.00	\$ 900.00	\$ 900.00	\$ 900.00	\$ 900.00	\$ 900.00	\$ 9,900.00	\$ 825.00
Insurance (State Farm)	\$ 46.50	\$ 46.50	\$ 46.50	\$ 39.58	\$ 39.58	\$ 39.58	\$ 39.58	\$ 39.58	\$ 39.58	\$ 39.58	\$ 39.58	\$ 39.58	\$ 495.72	\$ 41.31
Literature Purchases (AAWS)	\$ 803.27	\$ -	\$ 1,030.84	\$ 223.90	\$ -	\$ -	\$ -	\$ 576.14	\$ -	\$ 1,538.56	\$ -	\$ -	\$ 4,172.71	\$ 379.34
Literature Purchases (Other)	\$ -	\$ -	\$ 712.12	\$ -	\$ -	\$ -	\$ -	\$ -	\$ 583.32	\$ 112.19	\$ -	\$ -	\$ 1,407.63	\$ 117.30
Point of Sale System Lease	\$ 34.00	\$ 34.00	\$ 34.00	\$ 34.00	\$ 34.00	\$ 34.00	\$ 34.00	\$ 34.00	\$ 34.00	\$ 34.00	\$ 34.00	\$ 34.00	\$ 408.00	\$ 34.00
Miscellaneous Expense	\$ -	\$ -	\$ 409.00	\$ -	\$ -	\$ -	\$ -	\$ -	\$ -	\$ -	\$ -	\$ -	\$ 409.00	\$ 34.08
Check & Bank Charge (BB&T)	\$ 5.00	\$ 5.00	\$ 5.00	\$ 5.00	\$ 5.00	\$ 5.00	\$ 5.00	\$ 5.00	\$ 5.00	\$ 5.00	\$ -	\$ -	\$ 50.00	\$ 4.17
Medallions, Tokens & Chips	\$ 651.10	\$ -	\$ -	\$ -	\$ -	\$ -	\$ -	\$ -	\$ 673.50	\$ -	\$ -	\$ -	\$ 1,324.60	\$ 110.38
Ride Sharing App Hosting	\$ 50.00	\$ 50.00	\$ 50.00	\$ 50.00	\$ 50.00	\$ 50.00	\$ 50.00	\$ 50.00	\$ 50.00	\$ 50.00	\$ 50.00	\$ 50.00	\$ 600.00	\$ 50.00
Website Related Expenses	\$ -	\$ -	\$ 119.99	\$ -	\$ -	\$ -	\$ 179.40	\$ -	\$ -	\$ 17.99	\$ -	\$ -	\$ 317.38	\$ 26.45
Printing (Schedules) and Supplies	\$ -	\$ -	\$ -	\$ -	\$ -	\$ -	\$ -	\$ -	\$ -	\$ -	\$ -	\$ -	\$ -	\$ -
Total Expenses:	\$ 2,717.16	\$ 1,260.42	\$ 3,532.37	\$ 638.46	\$ 1,253.50	\$ 1,272.79	\$ 1,447.65	\$ 1,842.08	\$ 2,530.89	\$ 2,945.26	\$ 1,259.50	\$ 1,268.25	\$ 21,968.33	\$ 1,830.69
Income:														
Group Contribution Deposits	\$ 696.00	\$ 2,152.20	\$ 511.00	\$ 568.41	\$ 386.86	\$ 481.00	\$ 616.40	\$ 350.00	\$ 4,209.50	\$ 932.81	\$ 150.10	\$ 1,582.80	\$ 12,637.08	\$ 1,053.09
Online Contribution Deposits	\$ 1,030.00	\$ 445.00	\$ 630.00	\$ 460.00	\$ 364.00	\$ 372.00	\$ 272.00	\$ 285.00	\$ 36.88	\$ 481.00	\$ 329.71	\$ 310.70	\$ 5,016.29	\$ 418.02
Individual Contributions Deposits	\$ 135.00	\$ -	\$ 50.00	\$ -	\$ -	\$ 40.00	\$ 25.00	\$ -	\$ 40.00	\$ -	\$ -	\$ -	\$ 290.00	\$ 24.17
Literature Sales Deposits	\$ 362.10	\$ 195.10	\$ 709.25	\$ 527.00	\$ 370.25	\$ 198.00	\$ 282.00	\$ 626.30	\$ 656.70	\$ 997.20	\$ 293.00	\$ 695.40	\$ 5,912.30	\$ 492.69
Total Income:	\$ 2,223.10	\$ 2,792.30	\$ 1,900.25	\$ 1,555.41	\$ 1,121.11	\$ 1,091.00	\$ 1,195.40	\$ 1,261.30	\$ 4,943.08	\$ 2,411.01	\$ 772.81	\$ 2,588.90	\$ 23,855.67	\$ 1,987.97
Ending Balance:	\$ 7,061.76	\$ 8,593.64	\$ 6,961.52	\$ 7,878.47	\$ 7,746.08	\$ 7,564.29	\$ 7,312.04	\$ 6,731.26	\$ 9,143.45	\$ 8,609.20	\$ 8,122.51	\$ 9,443.16		\$ 7,930.62
Net Income (Loss):	\$ (494.06)	\$ 1,531.88	\$ (1,632.12)	\$ 916.95	\$ (132.39)	\$ (181.79)	\$ (252.25)	\$ (580.78)	\$ 2,412.19	\$ (534.25)	\$ (486.69)	\$ 1,320.65	\$ 1,887.34	\$ 157.28
Balance Pre-Prudent Reserve	\$ 7,061.76	\$ 8,593.64	\$ 6,961.52	\$ 7,878.47	\$ 7,746.08	\$ 7,564.29	\$ 7,312.04	\$ 6,731.26	\$ 9,143.45	\$ 8,609.20	\$ 8,122.51	\$ 9,443.16		\$ 7,930.62
Prudent Reserve	\$ (6,500.00)	\$ (6,500.00)	\$ (6,500.00)	\$ (6,500.00)	\$ (6,500.00)	\$ (6,500.00)	\$ (6,500.00)	\$ (6,500.00)	\$ (6,500.00)	\$ (6,500.00)	\$ (6,500.00)	\$ (6,500.00)		\$ (6,500.00)
Operating Balance:	\$ 561.76	\$ 2,093.64	\$ 461.52	\$ 1,378.47	\$ 1,246.08	\$ 1,064.29	\$ 812.04	\$ 231.26	\$ 2,643.45	\$ 2,109.20	\$ 1,622.51	\$ 2,943.16		\$ 1,430.62
Big Book Drive Funds (Beginning Bal):	\$ 2,400.47	\$ 2,400.47	\$ 2,400.47	\$ 2,400.47	\$ 2,400.47	\$ 2,400.47	\$ 2,400.47	\$ 2,275.47	\$ 2,275.47	\$ 2,275.47	\$ 2,275.47	\$ 2,275.47		
Big Book Drive Usage	\$ -	\$ -	\$ -	\$ -	\$ -	\$ -	\$ 125.00	\$ -	\$ -	\$ -	\$ -	\$ -		\$ 10.42
Big Book Drive Total:	\$ 2,400.47	\$ 2,400.47	\$ 2,400.47	\$ 2,400.47	\$ 2,400.47	\$ 2,400.47	\$ 2,275.47	\$ 2,275.47	\$ 2,275.47	\$ 2,275.47	\$ 2,275.47	\$ 2,275.47		\$ 2,337.97
Remaining Operating Budget:	\$ (1,838.71)	\$ (306.83)	\$ (1,938.95)	\$ (1,022.00)	\$ (1,154.39)	\$ (1,336.18)	\$ (1,463.43)	\$ (2,044.21)	\$ 367.98	\$ (166.27)	\$ (652.96)	\$ 667.69		\$ (907.35)



Northwest Piedmont Intergroup

North Carolina Districts 17, 18, and 19

2022 Budget Assumptions:

- Projected Expenses:
 - Based 2021 Actuals with adjustment for Bookstore reopening
 - Non-Fixed expenses¹ assumed to increase 10% for inflation
 - Book and token sales were increased over 2019 by 17.5%²
- Assumed Income:
 - Donations assumed to be 83% of 2021 FY³ at \$ 18,240 total or \$ 1,520/month
 - Bookstore sales and purchases were assumed to match for zero net income
- Book Store inventory will continue to be tracked via sales and purchases until use of the Point-of-Sale system further matures
- Big Book Drive funds to continue to be tracked as a separate line item

Footnotes: 1 – Internet & phone, answering service, insurance, POS Lease, 2 – 7.5% estimated volume increase over 2019 sales and 10% inflation assumption, and 3 – 2021 full-year currently projected to be \$ 22,000



Carrying the A.A. message of recovery to Forsyth, Stokes, Surry, and Yadkin Counties and the surrounding area.



Northwest Piedmont Intergroup

North Carolina Districts 17, 18, and 19

2022 Budget – Summary:

- \$ 2,246 Projected average monthly expenses:
 - \$ 1,034 Projected bookstore purchases
 - \$ 900 Rent (three-year lease signed 1Q2021)
 - \$ 275 Projected internet, phone, and answering service charges
- Assumed monthly income:
 - \$ 1,520 projected donations per month (83% of full-year 2021 estimate – all sources)
 - \$ 1,034 monthly projected bookstore income
- Projected operating budget at 2022 year-end:
 - \$ 783 net of prudent reserve (\$ 6,500) and estimated BBD balance (\$ 1,150)



Carrying the A.A. message of recovery to Forsyth, Stokes, Surry, and Yadkin Counties and the surrounding area.

Northwest Piedmont Intergroup

North Carolina Districts 17, 18, and 19

2022 Budget – Detail: (Based Upon October 2021 Actuals – NOT Updated for Year-End)

2022 Budget - Last update: 10/13	January	February	March	April	May	June	July	August	September	October	November	December	Totals	YTD Average		
Beginning Balance:	\$ 4,735.11	\$ 5,207.61	\$ 5,680.11	\$ 5,518.61	\$ 5,991.11	\$ 6,463.61	\$ 6,556.11	\$ 6,848.61	\$ 7,321.11	\$ 7,413.61	\$ 7,868.11	\$ 8,340.61		\$ 6,495.36		
Monthly Expenses:																Assumed Expense Increases
Spectrum (Internet & Phone)	\$ 150.00	\$ 150.00	\$ 150.00	\$ 150.00	\$ 150.00	\$ 150.00	\$ 150.00	\$ 150.00	\$ 150.00	\$ 150.00	\$ 150.00	\$ 150.00	\$ 1,800.00	\$ 150.00	10%	
Southern Voices (Answering Service)	\$ 125.00	\$ 125.00	\$ 125.00	\$ 125.00	\$ 125.00	\$ 125.00	\$ 125.00	\$ 125.00	\$ 125.00	\$ 125.00	\$ 125.00	\$ 125.00	\$ 1,500.00	\$ 125.00	10%	
Rent (Southern Properties)	\$ 900.00	\$ 900.00	\$ 900.00	\$ 900.00	\$ 900.00	\$ 900.00	\$ 900.00	\$ 900.00	\$ 900.00	\$ 900.00	\$ 900.00	\$ 900.00	\$ 10,800.00	\$ 900.00	NC	
Insurance (State Farm)	\$ 44.00	\$ 44.00	\$ 44.00	\$ 44.00	\$ 44.00	\$ 44.00	\$ 44.00	\$ 44.00	\$ 44.00	\$ 44.00	\$ 44.00	\$ 44.00	\$ 528.00	\$ 44.00	10%	
Literature Purchases (AAWS)	\$ 770.00	\$ 770.00	\$ 770.00	\$ 770.00	\$ 770.00	\$ 770.00	\$ 770.00	\$ 770.00	\$ 770.00	\$ 770.00	\$ 770.00	\$ 770.00	\$ 9,240.00	\$ 770.00	17.5% increase over 2019	
Literature Purchases (Grapevine & Hazelden)	\$ -	\$ -	\$ -	\$ -	\$ -	\$ -	\$ -	\$ -	\$ -	\$ -	\$ -	\$ -	\$ -	\$ -		
Point of Sale System Lease	\$ 37.50	\$ 37.50	\$ 37.50	\$ 37.50	\$ 37.50	\$ 37.50	\$ 37.50	\$ 37.50	\$ 37.50	\$ 37.50	\$ 37.50	\$ 37.50	\$ 450.00	\$ 37.50	10%	
Miscellaneous Expense	\$ -	\$ -	\$ 184.00	\$ -	\$ -	\$ 50.00			\$ 50.00			\$ 50.00	\$ 334.00	\$ 41.75	NC	
Check & Bank Charge (BB&T)	\$ 5.00	\$ 5.00	\$ 5.00	\$ 5.00	\$ 5.00	\$ 5.00	\$ 5.00	\$ 5.00	\$ 5.00	\$ 5.00	\$ 5.00	\$ 5.00	\$ 60.00	\$ 5.00	NC	
Medallions, Tokens & Chips	\$ -		\$ 330.00			\$ 330.00			\$ 330.00			\$ 330.00	\$ 1,320.00	\$ 264.00	17.5% increase over 2019	
Ride Sharing App Hosting	\$ 50.00	\$ 50.00	\$ 50.00	\$ 50.00	\$ 50.00	\$ 50.00	\$ 50.00	\$ 50.00	\$ 50.00	\$ 50.00	\$ 50.00	\$ 50.00	\$ 600.00	\$ 50.00	NC	
Website Related Expenses	\$ -	\$ -	\$ 120.00	\$ -	\$ -	\$ -	\$ 180.00	\$ -	\$ -	\$ 18.00	\$ -	\$ -	\$ 318.00	\$ 26.50	NC	
Printing (Schedules) and Supplies	\$ -	\$ -	\$ -	\$ -	\$ -	\$ -	\$ -	\$ -	\$ -	\$ -	\$ -	\$ -	\$ -	\$ -		
Total Expenses:	\$ 2,081.50	\$ 2,081.50	\$ 2,715.50	\$ 2,081.50	\$ 2,081.50	\$ 2,461.50	\$ 2,261.50	\$ 2,081.50	\$ 2,461.50	\$ 2,099.50	\$ 2,081.50	\$ 2,461.50	\$ 26,950.00	\$ 2,245.83		Income Assumptions:
Income:																Total Monthly
Group Contribution Deposits	\$ 1,250.00	\$ 1,250.00	\$ 1,250.00	\$ 1,250.00	\$ 1,250.00	\$ 1,250.00	\$ 1,250.00	\$ 1,250.00	\$ 1,250.00	\$ 1,250.00	\$ 1,250.00	\$ 1,250.00	\$ 15,000.00	\$ 1,250.00	\$ 15,000.00	\$ 1,250.00
Online Contribution Deposits	\$ 220.00	\$ 220.00	\$ 220.00	\$ 220.00	\$ 220.00	\$ 220.00	\$ 220.00	\$ 220.00	\$ 220.00	\$ 220.00	\$ 220.00	\$ 220.00	\$ 2,640.00	\$ 220.00	\$ 2,640.00	\$ 220.00
Individual Contributions Deposits	\$ 50.00	\$ 50.00	\$ 50.00	\$ 50.00	\$ 50.00	\$ 50.00	\$ 50.00	\$ 50.00	\$ 50.00	\$ 50.00	\$ 50.00	\$ 50.00	\$ 600.00	\$ 50.00	\$ 600.00	\$ 50.00
Literature Sales Deposits	\$ 1,034.00	\$ 1,034.00	\$ 1,034.00	\$ 1,034.00	\$ 1,034.00	\$ 1,034.00	\$ 1,034.00	\$ 1,034.00	\$ 1,034.00	\$ 1,034.00	\$ 1,034.00	\$ 1,034.00	\$ 12,408.00	\$ 1,034.00		
Total Income:	\$ 2,554.00	\$ 2,554.00	\$ 2,554.00	\$ 2,554.00	\$ 2,554.00	\$ 2,554.00	\$ 2,554.00	\$ 2,554.00	\$ 2,554.00	\$ 2,554.00	\$ 2,554.00	\$ 2,554.00	\$ 30,648.00	\$ 2,554.00	\$ 18,240.00	\$ 1,520.00
Ending Balance:	\$ 5,207.61	\$ 5,680.11	\$ 5,518.61	\$ 5,991.11	\$ 6,463.61	\$ 6,556.11	\$ 6,848.61	\$ 7,321.11	\$ 7,413.61	\$ 7,868.11	\$ 8,340.61	\$ 8,433.11		\$ 6,803.53		
Net Income (Loss):	\$ 472.50	\$ 472.50	\$ (161.50)	\$ 472.50	\$ 472.50	\$ 92.50	\$ 292.50	\$ 472.50	\$ 92.50	\$ 454.50	\$ 472.50	\$ 92.50		\$ 308.17		
Balance Pre-Prudent Reserve	\$ 5,207.61	\$ 5,680.11	\$ 5,518.61	\$ 5,991.11	\$ 6,463.61	\$ 6,556.11	\$ 6,848.61	\$ 7,321.11	\$ 7,413.61	\$ 7,868.11	\$ 8,340.61	\$ 8,433.11		\$ 6,803.53		
Prudent Reserve	\$ (6,500.00)	\$ (6,500.00)	\$ (6,500.00)	\$ (6,500.00)	\$ (6,500.00)	\$ (6,500.00)	\$ (6,500.00)	\$ (6,500.00)	\$ (6,500.00)	\$ (6,500.00)	\$ (6,500.00)	\$ (6,500.00)		\$ (6,500.00)		
Operating Balance:	\$ (1,292.39)	\$ (819.89)	\$ (981.39)	\$ (508.89)	\$ (36.39)	\$ 56.11	\$ 348.61	\$ 821.11	\$ 913.61	\$ 1,368.11	\$ 1,840.61	\$ 1,933.11		\$ 303.53		
Big Book Drive Funds:																
Big Book Drive Usage	\$ -	\$ -	\$ 125.00	\$ -	\$ -	\$ 125.00	\$ 125.00	\$ 125.00	\$ 125.00	\$ 125.00	\$ 125.00	\$ 125.00				
Big Book Drive Total:	\$ 2,150.47	\$ 2,150.47	\$ 2,025.47	\$ 2,025.47	\$ 2,025.47	\$ 1,900.47	\$ 1,775.47	\$ 1,650.47	\$ 1,525.47	\$ 1,400.47	\$ 1,275.47	\$ 1,150.47		\$ 2,018.92		
Remaining Operating Budget:	\$ (3,442.86)	\$ (2,970.36)	\$ (3,006.86)	\$ (2,534.36)	\$ (2,061.86)	\$ (1,844.36)	\$ (1,426.86)	\$ (829.36)	\$ (611.86)	\$ (32.36)	\$ 565.14	\$ 782.64		\$ (1,451.11)		